



RAPPORT

Plage de données: 2016-10-01 00:00 2016-10-31 23:59 CET (FAZ local)

Table des matières

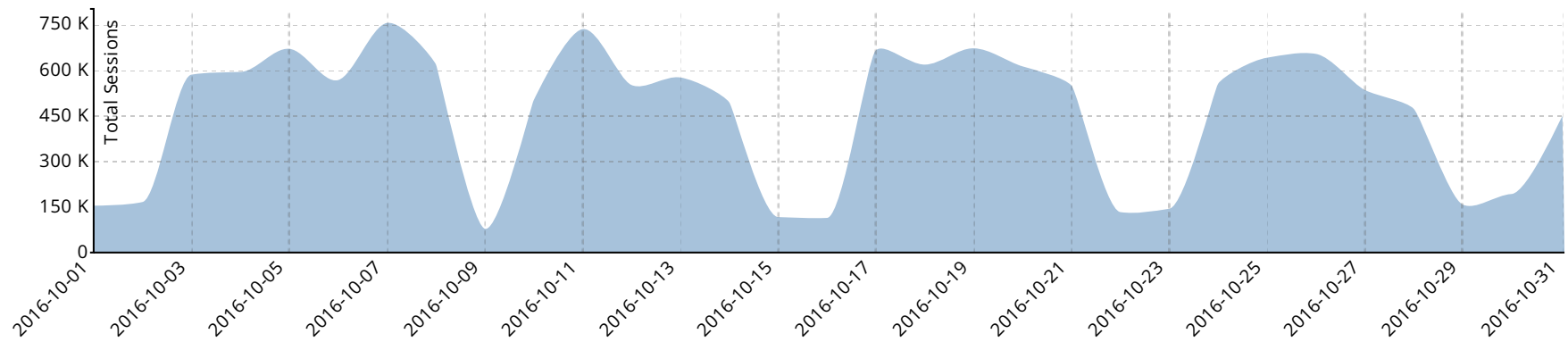
STATISTIQUES WEB	2
STATISTIQUES WEB GLOBALE	2
Historique des sessions Web	2
Sites Web par bande passante	3
Utilisateurs par bande passante	4
Sites bloqués	5
STATISTIQUES WEB PAR UTILISATEUR	6
Utilisateurs avec le détail des sites web	6
Sites Web avec le détail des utilisateurs	10
STATISTIQUES APPLICATIVES	14
Catégories d'application	14
Utilisateur avec le détail par application	16
Applications par niveau de risque	20
Applications bloqués	21
STATISTIQUES - UTM (Antivirus/IPS/DLP/Antispam)	22
Attaques bloquées	22
Evènements bloqués par le moteur antivirus	22
Blocages DLP	22
Blocages par la moteur Antispam	22
STATISTIQUES - VPN	23
VPN IP Sec Site-to-Site	23
IP Sec Client	23
Connexions VPN client	24
Utilisateurs VPN SSL	25
Historique des connexions SSL les plus consommatrices	26

STATISTIQUES WEB

STATISTIQUES WEB GLOBALE

Historique des sessions Web





















Quantité de sessions HTTP reçues par notre système de journalisation.
Ces informations sont utilisées pour générer votre rapport mensuel.



Sites Web par bande passante

TOP 20 des sites web par volumétrie. Ce tableau est un classement des sites web les plus consommateurs de bande passante.





















La volumétrie indiquée est un cumul de l'upload et du download

#	Site Web	Répartition du trafic	■ Upload ■ Download	Volumétrie
1	www.google.fr			10.65 GB
2	stats.voyages-sncf.com			3.65 GB
3	hangouts.google.com			3.49 GB
4	outlook.live.com			2.81 GB
5	mail.google.com			2.74 GB
6	ib.adnxs.com			2.60 GB
7	images-eu.ssl-images-amazon.com			2.48 GB
8	vt.tumblr.com			2.46 GB
9	www.gstatic.com			2.31 GB
10	kh.google.com			2.24 GB
11	secure-ds.serving-sys.com			2.22 GB
12	r1.res.office365.com			2.09 GB
13	s0.2mdn.net			2.03 GB
14	apis.google.com			1.86 GB
15	cedex.it.showroomprive.com			1.81 GB
16	tpc.googlesyndication.com			1.63 GB
17	googleads.g.doubleclick.net			1.61 GB
18	pix.nl.eu.criteo.net			1.44 GB
19	secure.adnxs.com			1.39 GB
20	pagead2.googlesyndication.com			1.32 GB

Utilisateurs par bande passante

TOP 20 des utilisateurs par volumétrie. Ce tableau est un classement des utilisateurs les plus consommateurs de bande passante.





















La volumétrie indiquée est un cumul de l'upload et du download.

#	Utilisateurs	IP source	Répartition du trafic	Upload	Download	Volumétrie
1	USER1	192.168.14.21		1.0 GB	5.7 GB	6.7 GB
2	USER2	172.25.22.135		0.3 GB	5.2 GB	5.5 GB
3	USER3	172.25.25.141		2.1 GB	2.6 GB	4.7 GB
4	USER4	172.25.3.32		0.4 GB	4.0 GB	4.4 GB
5	USER5	172.25.22.139		0.4 GB	3.7 GB	4.1 GB
6	USER6	172.25.3.158		0.4 GB	3.5 GB	3.9 GB
7	USER7	192.168.14.21		0.4 GB	3.4 GB	3.8 GB
8	USER8	172.25.22.138		0.4 GB	3.0 GB	3.4 GB
9	USER9	172.25.27.135		0.4 GB	2.6 GB	3.0 GB
10	USER10	172.25.4.23		0.2 GB	2.9 GB	3.1 GB
11	USER11	192.168.18.20		0.3 GB	2.7 GB	3.0 GB
12	USER12	172.25.4.136		0.2 GB	2.7 GB	2.9 GB
13	USER13	172.25.22.136		0.2 GB	2.6 GB	2.8 GB
14	USER14	172.25.6.138		0.2 GB	2.5 GB	2.7 GB
15	USER15	192.168.14.21		0.3 GB	2.3 GB	2.6 GB
16	USER16	172.25.4.135		0.3 GB	2.2 GB	2.5 GB
17	USER17	192.168.12.22		0.2 GB	2.3 GB	2.5 GB
18	USER18	172.25.35.136		0.3 GB	2.2 GB	2.5 GB
19	USER19	172.25.22.23		0.3 GB	2.1 GB	2.4 GB
20	USER20	172.25.3.50		0.2 GB	2.1 GB	2.3 GB

Sites bloqués

TOP 20 des sites webs bloqués par nombre de requêtes.

Lors d'un accès à un site web, plusieurs requêtes peuvent être établies avec celui-ci.

#	Site Web	Catégorie	Requêtes
1	hangouts.google.com	 Instant Messaging	712,978
2	client-s.gateway.messenger.live.com	 Instant Messaging	75,863
3	plus.google.com	 Social Networking	20,168
4	platform.twitter.com	 Social Networking	13,099
5	mmtro.com	 Malicious Websites	4,554
6	csync.flickr.com	 File Sharing and Storage	4,484
7	scontent.lrcdn.net	 Social Networking	4,169
8	scontent.cdninstagram.com	 Social Networking	4,057
9	drive.google.com	 File Sharing and Storage	3,641
10	api.early-birds.fr	 Social Networking	2,679
11	pbs.twimg.com	 Social Networking	2,348
12	seg.mmtro.com	 Malicious Websites	1,788
13	server.adformdsp.net	 Newsgroups and Message Boards	1,744
14	asset.easydmp.net	 Spam URLs	1,652
15	t.a3cloud.net	 File Sharing and Storage	1,610
16	resources.blogblog.com	 Newsgroups and Message Boards	1,320
17	platform.instagram.com	 Social Networking	1,264
18	scontent.xx.fbcdn.net	 Social Networking	974
19	www.dwin1.com	 Malicious Websites	883
20	seg.sharethis.com	 Social Networking	864

STATISTIQUES WEB PAR UTILISATEUR

Utilisateurs avec le détail des sites web

TOP10 des utilisateurs les plus consommateurs avec leur TOP10 des sites webs visités.

#	Utilisateur	Site Web	Download	% of Subtotal
1	USER1	vt.tumblr.com	2.43 GB	44.72%
		vtt.tumblr.com	1.01 GB	18.55%
		66.media.tumblr.com	328.68 MB	5.91%
		67.media.tumblr.com	324.05 MB	5.83%
		media.tumblr.com	128.50 MB	2.31%
		images-eu.ssl-images-amazon.com	73.45 MB	1.32%
		pic.moonhug.com	70.69 MB	1.27%
		31.media.tumblr.com	47.77 MB	0.86%
		www.google.fr	46.68 MB	0.84%
		www.visordown.com	42.71 MB	0.77%
		Others	979.51 MB	17.62%
		Subtotal	5.43 GB	2.61%
2	USER2	media-cdn.tripadvisor.com	209.81 MB	3.91%
		www.laprovence.com	157.19 MB	2.93%
		i.f1g.fr	155.27 MB	2.89%
		ib.adnxs.com	133.86 MB	2.49%
		www.google.fr	126.59 MB	2.36%
		www.lefigaro.fr	112.59 MB	2.10%
		s0.2mdn.net	93.03 MB	1.73%
		secure-ds.serving-sys.com	85.28 MB	1.59%
		img.20mn.fr	76.32 MB	1.42%
		pix.nl.eu.criteo.net	69.80 MB	1.30%
		Others	4.05 GB	77.29%
		Subtotal	5.24 GB	2.52%
3	USER3	www.google.fr	372.18 MB	7.01%
		mail.google.com	208.67 MB	3.93%

#	Utilisateur	Site Web	Download	% of Subtotal
		consent.google.com	188.67 MB	3.55%
		r1.res.office365.com	171.74 MB	3.23%
		darkageofcamelot.com	153.00 MB	2.88%
		static.cmptch.com	120.62 MB	2.27%
		www.google.com	103.83 MB	1.95%
		outlook.live.com	90.93 MB	1.71%
		lh3.googleusercontent.com	85.24 MB	1.60%
		static.spainhouses.net	84.65 MB	1.59%
		Others	3.64 GB	70.26%
		Subtotal	5.19 GB	2.50%
4	USER4	secure-ds.serving-sys.com	156.72 MB	4.00%
		www.google.fr	129.98 MB	3.32%
		www.laprovence.com	118.07 MB	3.02%
		books.google.fr	110.10 MB	2.81%
		tpc.google syndication.com	85.57 MB	2.19%
		medias.om.net	81.66 MB	2.09%
		s0.2mdn.net	81.40 MB	2.08%
		ssl.gstatic.com	69.28 MB	1.77%
		www.degrouppnews.com	61.73 MB	1.58%
		referentiel.nouvelobs.com	56.63 MB	1.45%
		Others	2.89 GB	75.70%
		Subtotal	3.82 GB	1.84%
5	USER5	lobrack05.vpg.cdn.yimg.com	476.66 MB	13.22%
		lobrack01.vpg.cdn.yimg.com	274.28 MB	7.61%
		lobrack04.vpg.cdn.yimg.com	238.56 MB	6.62%
		debrack03.vpg.cdn.yimg.com	215.39 MB	5.97%
		lobrack02.vpg.cdn.yimg.com	165.30 MB	4.58%
		s.yimg.com	156.23 MB	4.33%
		lobrack06.vpg.cdn.yimg.com	118.89 MB	3.30%
		debrack01.vpg.cdn.yimg.com	118.86 MB	3.30%
		amarack01.vpg.cdn.yimg.com	116.79 MB	3.24%
		amarack02.vpg.cdn.yimg.com	88.97 MB	2.47%

#	Utilisateur	Site Web	Download	% of Subtotal
		Others	1.60 GB	45.37%
		Subtotal	3.52 GB	1.69%
6	USER6	be.ads.justpremium.com	348.81 MB	9.80%
		googleads.g.doubleclick.net	178.93 MB	5.03%
		www.google.fr	108.32 MB	3.04%
		static.s-sfr.fr	103.28 MB	2.90%
		pix.nl.eu.criteo.net	90.99 MB	2.56%
		rencontre-ados.net	85.94 MB	2.41%
		www.ikea.com	78.69 MB	2.21%
		www.nodaron.fr	72.32 MB	2.03%
		pix.fr.eu.criteo.net	65.74 MB	1.85%
		s-media-cache-ak0.pinimg.com	63.54 MB	1.78%
		Others	2.31 GB	66.39%
		Subtotal	3.48 GB	1.67%
7	USER7	cedex.it.showroomprive.com	200.76 MB	5.66%
		f2.quomodo.com	147.29 MB	4.16%
		www.lilipompon.com	105.29 MB	2.97%
		media.gemo.fr	103.35 MB	2.92%
		www.franckherval.com	101.22 MB	2.86%
		lp2.hm.com	90.28 MB	2.55%
		www.google.fr	84.95 MB	2.40%
		st.mngbcn.com	78.36 MB	2.21%
		r1.res.office365.com	67.32 MB	1.90%
		outlook.live.com	59.99 MB	1.69%
		Others	2.45 GB	70.69%
		Subtotal	3.46 GB	1.67%
8	USER8	www.laprovence.com	172.96 MB	5.95%
		s0.2mdn.net	114.11 MB	3.92%
		www.caisse-epargne.fr	98.95 MB	3.40%
		secure-ds.serving-sys.com	85.74 MB	2.95%
		static.lephocean.net	66.82 MB	2.30%
		ssl.broadcast.pm	62.38 MB	2.14%
		tpc.google syndication.com	58.03 MB	1.99%

#	Utilisateur	Site Web	Download	% of Subtotal
		s-media-cache-ak0.pinimg.com	55.59 MB	1.91%
		securepubads.g.doubleclick.net	53.29 MB	1.83%
		medias.om.net	46.65 MB	1.60%
		Others	2.05 GB	72.00%
		Subtotal	2.84 GB	1.37%
9	USER9	kh.google.com	300.39 MB	10.34%
		www.google.fr	279.65 MB	9.62%
		www.epicureweb.com	133.47 MB	4.59%
		catalogue.auchan.fr	92.47 MB	3.18%
		geo0.ggpht.com	91.25 MB	3.14%
		geo3.ggpht.com	76.78 MB	2.64%
		geo2.ggpht.com	74.71 MB	2.57%
		geo1.ggpht.com	71.06 MB	2.45%
		imgws.cgos.info	57.24 MB	1.97%
		www.lidl.fr	54.86 MB	1.89%
		Others	1.63 GB	57.61%
		Subtotal	2.84 GB	1.37%
10	USER10	secure-ds.serving-sys.com	141.32 MB	5.05%
		www.google.fr	79.93 MB	2.86%
		www.laprovence.com	77.60 MB	2.77%
		s0.2mdn.net	67.57 MB	2.41%
		lobrack01.vpg.cdn.yimg.com	64.15 MB	2.29%
		pix.fr.eu.criteo.net	63.25 MB	2.26%
		pix.nl.eu.criteo.net	60.84 MB	2.17%
		lobrack05.vpg.cdn.yimg.com	60.50 MB	2.16%
		tpc.googlesyndication.com	59.76 MB	2.14%
		medias.om.net	43.21 MB	1.54%
		Others	2.03 GB	74.33%
		Subtotal	2.73 GB	1.31%
	Others		169.26 GB	81.45%
	Total		207.81 GB	100.00%

Sites Web avec le détail des utilisateurs

TOP10 des sites web les plus consommateurs avec leur TOP10 des utilisateurs.

#	Site Web	Utilisateur	Download	% of Subtotal
1	www.google.fr	USER1	372.18 MB	3.78%
		USER2	279.65 MB	2.84%
		USER3	131.16 MB	1.33%
		USER4	129.98 MB	1.32%
		USER5	126.75 MB	1.29%
		USER6	126.59 MB	1.29%
		USER7	117.10 MB	1.19%
		USER8	116.54 MB	1.18%
		USER9	114.37 MB	1.16%
		USER10	108.32 MB	1.10%
		Others	8.02 GB	83.50%
		Subtotal	9.61 GB	4.62%
2	hangouts.google.com	USER1	469.33 MB	17.27%
		USER2	394.04 MB	14.50%
		USER3	241.94 MB	8.90%
		USER4	224.24 MB	8.25%
		USER5	198.53 MB	7.31%
		USER6	179.89 MB	6.62%
		USER7	178.86 MB	6.58%
		USER8	129.90 MB	4.78%
		USER9	74.31 MB	2.73%
		USER10	60.40 MB	2.22%
		Others	565.60 MB	20.82%
		Subtotal	2.65 GB	1.28%
3	vt.tumblr.com	USER1	2.43 GB	98.83%
		USER2	29.48 MB	1.17%
		Subtotal	2.46 GB	1.18%
4	mail.google.com	USER1	208.67 MB	8.32%
		USER2	160.57 MB	6.41%

#	Site Web	Utilisateur	Download	% of Subtotal
		USER1	123.36 MB	4.92%
		USER2	116.04 MB	4.63%
		USER3	104.50 MB	4.17%
		USER4	91.79 MB	3.66%
		USER5	77.08 MB	3.07%
		USER6	66.94 MB	2.67%
		USER7	66.69 MB	2.66%
		USER8	63.35 MB	2.53%
		Others	1.39 GB	56.96%
		Subtotal	2.45 GB	1.18%
5	images-eu.ssl-images-amazon.com	USER1	304.86 MB	12.33%
		USER2	276.04 MB	11.17%
		USER3	228.32 MB	9.24%
		USER4	157.25 MB	6.36%
		USER5	73.45 MB	2.97%
		USER6	73.35 MB	2.97%
		USER7	69.52 MB	2.81%
		USER8	53.61 MB	2.17%
		USER9	40.57 MB	1.64%
		USER10	37.33 MB	1.51%
		Others	1.13 GB	46.84%
		Subtotal	2.41 GB	1.16%
6	www.gstatic.com	USER1	55.12 MB	2.36%
		USER2	54.13 MB	2.32%
		USER3	46.94 MB	2.01%
		USER4	40.53 MB	1.74%
		USER5	39.51 MB	1.69%
		USER6	33.71 MB	1.45%
		USER7	32.84 MB	1.41%
		USER8	31.99 MB	1.37%
		USER9	27.63 MB	1.19%
		USER10	26.47 MB	1.14%

Services Network Security




#	Site Web	Utilisateur	Download	% of Subtotal
		Others	1.90 GB	83.32%
		Subtotal	2.28 GB	1.10%
7	kh.google.com		467.66 MB	20.99%
			300.39 MB	13.49%
			271.73 MB	12.20%
			218.06 MB	9.79%
			136.95 MB	6.15%
			76.25 MB	3.42%
			73.09 MB	3.28%
			72.41 MB	3.25%
			69.96 MB	3.14%
			67.14 MB	3.01%
		Others	473.94 MB	21.28%
		Subtotal	2.18 GB	1.05%
8	secure-ds.serving-sys.com		156.72 MB	7.08%
			141.32 MB	6.38%
			109.58 MB	4.95%
			85.74 MB	3.87%
			85.28 MB	3.85%
			46.69 MB	2.11%
			41.12 MB	1.86%
			38.36 MB	1.73%
			38.25 MB	1.73%
			37.54 MB	1.70%
		Others	1.40 GB	64.74%
		Subtotal	2.16 GB	1.04%
9	r1.res.office365.com		171.74 MB	8.23%
			88.26 MB	4.23%
			73.67 MB	3.53%
			72.63 MB	3.48%
			67.32 MB	3.23%
			62.53 MB	3.00%
			59.81 MB	2.87%




#	Site Web	Utilisateur	Download	% of Subtotal
			51.61 MB	2.47%
			47.95 MB	2.30%
			46.91 MB	2.25%
		Others	1.31 GB	64.41%
		Subtotal	2.04 GB	0.98%
10	outlook.live.com		178.35 MB	8.64%
			94.31 MB	4.57%
			90.93 MB	4.40%
			72.69 MB	3.52%
			72.14 MB	3.49%
			70.86 MB	3.43%
			60.48 MB	2.93%
			59.99 MB	2.90%
			51.74 MB	2.51%
			51.26 MB	2.48%
		Others	1.23 GB	61.13%
		Subtotal	2.02 GB	0.97%
	Others		177.56 GB	85.45%
	Total		207.81 GB	100.00%

STATISTIQUES APPLICATIVES

Catégories d'application

TOP10 des catégories d'application par sessions

#	Catégorie Application	Application	Total	% of Subtotal
1	 Web.Others	HTTP.BROWSER_IE	3,122,266	48.92%
		HTTPS.BROWSER	3,011,352	47.18%
		HTTP.BROWSER	197,880	3.10%
		HTTP.BROWSER_Firefox	49,549	0.78%
		HTTP.BROWSER_Chrome	928	0.01%
		HTTP.BROWSER_Safari	57	0.00%
		Subtotal	6,382,032	67.32%
2	 General.Interest	Google.Services	465,436	33.59%
		Google.Ads	413,199	29.82%
		Google.Accounts	310,900	22.44%
		Yahoo.Services	126,838	9.15%
		Google.Search	21,841	1.58%
		Amazon.Services	14,673	1.06%
		Blogger	6,868	0.50%
		HTTP.Download.Accelerator	4,685	0.34%
		Microsoft.Silverlight	4,332	0.31%
		Google.Maps	3,350	0.24%
		Others	13,452	0.97%
		Subtotal	1,385,574	14.62%
3	 Collaboration	Google.Hangouts	715,647	53.00%
		Microsoft.Portal	320,413	23.73%
		Skype	151,306	11.21%
		Microsoft.CDN	86,525	6.41%
		Microsoft.Authentication	26,940	2.00%
		Microsoft.Office.365.Portal	20,249	1.50%
		Microsoft.Office.365.Word	7,604	0.56%
		Wikipedia	7,000	0.52%
		Microsoft.Office.Online	5,070	0.38%

#	Catégorie Application	Application	Total	% of Subtotal
		Microsoft.Office.365	4,688	0.35%
		Others	4,815	0.36%
		Subtotal	1,350,257	14.24%
4	 Social.Media	Facebook	99,337	49.61%
		Google.Plus	34,370	17.16%
		Tumblr	30,751	15.36%
		LinkedIn	15,206	7.59%
		Pinterest	12,592	6.29%
		Instagram	6,226	3.11%
		DeviantArt	843	0.42%
		Netvibes	259	0.13%
		Viadeo	125	0.06%
		Facebook_Like.Button	101	0.05%
		Others	426	0.21%
		Subtotal	200,236	2.11%
5	 Courriel	Gmail	34,308	53.31%
		Yahoo.Mail	15,731	24.44%
		Microsoft.Outlook	12,706	19.74%
		Mailchimp	928	1.44%
		Orange.Webmail	312	0.48%
		TouchDown	172	0.27%
		Mailjet	163	0.25%
		Mail.Ru	35	0.05%
		GMX.Webmail	2	0.00%
		Subtotal	64,357	0.68%
6	 Business	Google.Analytics	38,549	84.98%
		Alibaba	5,725	12.62%
		Moodle	543	1.20%
		UserVoice	125	0.28%
		Shopify	111	0.24%
		Hubspot	76	0.17%
		Zendesk	51	0.11%
		GetResponse	47	0.10%

#	Catégorie Application	Application	Total	% of Subtotal
		RetailMeNot	40	0.09%
		JotForm	19	0.04%
		Others	76	0.17%
		Subtotal	45,362	0.48%
7	Cloud.IT	Godaddy	27,008	59.57%
		Amazon.AWS_S3	18,158	40.05%
		Amazon.AWS	171	0.38%
		Amazon.AWS_EC2	2	0.00%
		Subtotal	45,339	0.48%
8	Storage.Backup	Google.Drive	3,756	57.78%
		OneDrive	2,545	39.15%
		Google.Photos	74	1.14%
		Scribd	57	0.88%
		Slideshare	24	0.37%
		Dropbox	22	0.34%
		WeTransfer	14	0.22%
		Acrobat.Cloud	6	0.09%
		Mendeley	3	0.05%
		Subtotal	6,501	0.07%
9			61	100.00%
		Subtotal	61	0.00%
10	Network.Service	File.Upload.HTTP	53	100.00%
		Subtotal	53	0.00%
	Total		9,479,772	100.00%

Utilisateur avec le détail par application

TOP10 des utilisateurs avec leur TOP10 des applications.

#	Utilisateur	Application	Total	% of Subtotal
1	USER1	HTTP.BROWSER_IE	188,699	59.09%
		HTTPS.BROWSER	75,503	23.64%
		Google.Ads	18,646	5.84%

Services Network Security

#	Utilisateur	Application	Total	% of Subtotal
		Google.Services	9,907	3.10%
		Google.Accounts	5,047	1.58%
		HTTP.BROWSER	3,854	1.21%
		Amazon.AWS_S3	3,267	1.02%
		Microsoft.Portal	3,233	1.01%
		Facebook	2,753	0.86%
		Google.Analytics	2,206	0.69%
		Others	6,213	1.95%
		Subtotal	319,328	3.37%
2	USER2	Skype	66,578	30.21%
		Microsoft.Portal	61,428	27.88%
		HTTPS.BROWSER	43,588	19.78%
		Microsoft.CDN	16,132	7.32%
		HTTP.BROWSER_IE	11,887	5.39%
		Microsoft.Authentication	11,879	5.39%
		Microsoft.Outlook	3,035	1.38%
		Google.Services	1,502	0.68%
		Microsoft.Office.365	962	0.44%
		Google.Ads	815	0.37%
		Others	2,554	1.16%
		Subtotal	220,360	2.32%
3	USER3	HTTPS.BROWSER	80,669	41.85%
		HTTP.BROWSER_Firefox	41,541	21.55%
		HTTP.BROWSER_IE	25,524	13.24%
		Google.Services	10,366	5.38%
		Google.Accounts	7,982	4.14%
		Microsoft.Portal	5,613	2.91%
		Google.Ads	4,672	2.42%
		Skype	1,752	0.91%
		Facebook	1,586	0.82%
		Godaddy	1,581	0.82%
		Others	11,490	5.96%
		Subtotal	192,776	2.03%

Services Network Security

#	Utilisateur	Application	Total	% of Subtotal
4	USER4	HTTP.BROWSER_IE	91,467	49.56%
		HTTPS.BROWSER	52,114	28.24%
		Google.Ads	12,315	6.67%
		Google.Accounts	11,559	6.26%
		Google.Services	8,354	4.53%
		HTTP.BROWSER	2,825	1.53%
		Facebook	1,478	0.80%
		Google.Analytics	1,213	0.66%
		Yahoo.Services	766	0.42%
		Microsoft.Portal	477	0.26%
			Others	1,988
	Subtotal	184,556	1.95%	
5	USER5	HTTP.BROWSER_IE	79,344	43.70%
		HTTPS.BROWSER	62,295	34.31%
		Google.Ads	12,926	7.12%
		Google.Services	4,626	2.55%
		Microsoft.Portal	4,591	2.53%
		Skype	3,347	1.84%
		Google.Accounts	2,929	1.61%
		HTTP.BROWSER	1,720	0.95%
		Google.Hangouts	1,432	0.79%
		Facebook	1,380	0.76%
			Others	6,960
	Subtotal	181,550	1.92%	
6	USER6	HTTP.BROWSER_IE	89,986	54.80%
		HTTPS.BROWSER	41,781	25.45%
		Microsoft.Portal	6,785	4.13%
		Skype	6,540	3.98%
		Google.Ads	5,832	3.55%
		Google.Services	2,461	1.50%
		HTTP.BROWSER	1,724	1.05%
		Microsoft.CDN	1,589	0.97%
		Facebook	1,295	0.79%

Services Network Security

#	Utilisateur	Application	Total	% of Subtotal
		Yahoo.Services	1,107	0.67%
		Others	5,100	3.11%
		Subtotal	164,200	1.73%
7	USER7	HTTP.BROWSER_IE	92,384	57.98%
		HTTPS.BROWSER	44,578	27.98%
		Google.Ads	9,143	5.74%
		Google.Services	3,235	2.03%
		HTTP.BROWSER	3,147	1.97%
		Google.Accounts	1,636	1.03%
		Yahoo.Services	1,601	1.00%
		Facebook	1,097	0.69%
		Pinterest	404	0.25%
		Microsoft.Portal	404	0.25%
		Others	1,713	1.08%
		Subtotal	159,342	1.68%
8	USER8	HTTP.BROWSER_IE	67,846	50.32%
		HTTPS.BROWSER	37,536	27.84%
		Google.Ads	10,435	7.74%
		Google.Services	4,909	3.64%
		Google.Accounts	4,067	3.02%
		Yahoo.Services	2,677	1.99%
		HTTP.BROWSER	2,087	1.55%
		Facebook	1,558	1.16%
		Google.Plus	951	0.71%
		Google.Analytics	592	0.44%
		Others	2,179	1.62%
		Subtotal	134,837	1.42%
9	USER9	Google.Hangouts	123,162	95.64%
		HTTP.BROWSER_IE	1,598	1.24%
		Gmail	1,546	1.20%
		HTTPS.BROWSER	720	0.56%
		Google.Services	455	0.35%
		Google.Accounts	400	0.31%

#	Utilisateur	Application	Total	% of Subtotal
		Microsoft.Portal	305	0.24%
		Google.Ads	200	0.16%
		Microsoft.CDN	106	0.08%
		Google.Plus	83	0.06%
		Others	197	0.15%
		Subtotal	128,772	1.36%
10	USER10	Google.Hangouts	63,555	52.82%
		HTTP.BROWSER_IE	18,035	14.99%
		HTTPS.BROWSER	14,955	12.43%
		Google.Accounts	5,944	4.94%
		Google.Services	4,492	3.73%
		Gmail	4,109	3.41%
		Google.Ads	2,806	2.33%
		HTTP.BROWSER	1,400	1.16%
		Google.Plus	1,304	1.08%
		Facebook	558	0.46%
		Others	3,173	2.64%
		Subtotal	120,331	1.27%
	Others		7,673,720	80.95%
	Total		9,479,772	100.00%

Applications par niveau de risque

TOP10 des applications autorisées par niveau de risque. (critical, elevated, high)

#	Niveau de risque	Application	Total	% of Subtotal
1	elevated	Google.Hangouts	715647	26.35%
		Google.Services	465436	17.14%
		Google.Ads	413199	15.21%
		Microsoft.Portal	320413	11.80%
		Google.Accounts	310900	11.45%
		Others	490488	18.06%
		Subtotal	2716083	100.00%
	Total		2716083	100.00%

Applications bloqués

TOP10 des applications bloquées.

#	Application	Total
1	Root.Certificate.URL	1,448,123
2	YouTube	19,156
3	Twitter	18,209
4	Citrix.Receiver	4,602
5	HTTP.Video	3,178
6	MS.Windows.Update	2,221
7	Dailymotion	1,868
8	Firefox.Update	1,537
9	YouTube_Video.Embedded	1,398
10	HTTP.Audio	722

STATISTIQUES - UTM (Antivirus/IPS/DLP/Antispam)

Attaques bloquées

TOP10 des attaques potentielles bloquées.

#	Nom d'attaque	Décompte
1	RIG.Exploit.Kit	22
2	Obfuscated.Flash.Exploit	1

Evènements bloqués par le moteur antivirus

TOP10 des virus détectés et bloqués.

#	Antivirus message	Total	Total
1	File is infected.	27	27
2	Botnet C&C Communication.	207	207

Blocages DLP

Nombre d'action de type "block" par profil DLP.

#	Profil	Total
1	FILTRAGE-DLP	151,570

Blocages par la moteur Antispam

Nombre de spams bloqués pour chacun des profils antispam mis en place.

Ce rapport ne retrouve aucune donnée correspondante dans l'historique.	
--	--

STATISTIQUES - VPN

VPN IP Sec Site-to-Site

TOP10 des VPN IPSEC les plus consommateur.

Ce rapport ne retrouve aucune donnée correspondante dans l'historique.

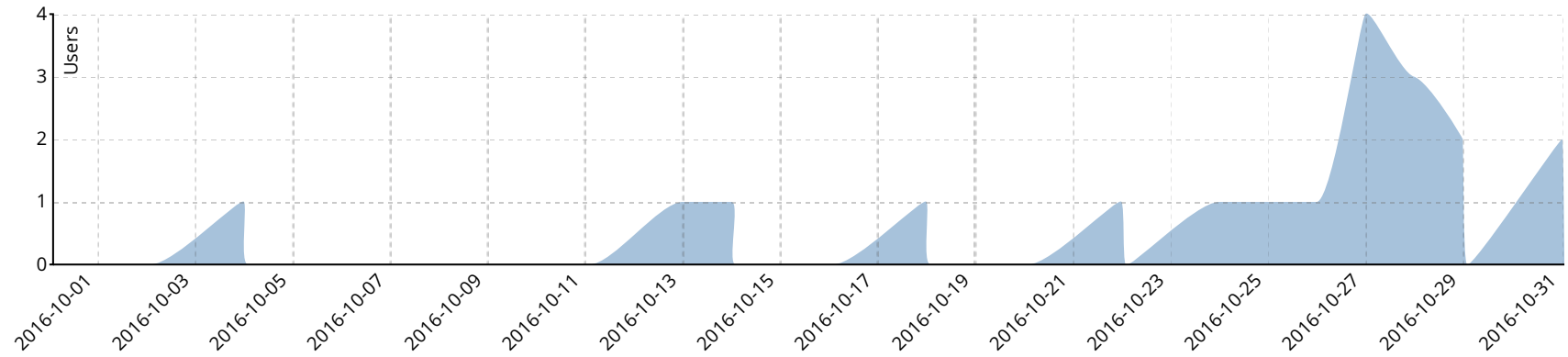
IP Sec Client

TOP10 des VPN IPSEC nomade les plus consommateur.

Ce rapport ne retrouve aucune donnée correspondante dans l'historique.

Connexions VPN client

Répartition des connexions VPN SSL dans le mois.



Utilisateurs VPN SSL

TOP10 des utilisateurs VPN SSL par nombre de connexions dans le mois.





#	Utilisateur	Total
1	USER1	207
2	USER2	6

Historique des connexions SSL les plus consommatrices

Ce tableau liste le TOP 20 des sessions VPN SSL les plus consommatrices (cumul upload et download) dans le mois.

#	Utilisateur	Groupe	IP Distant	Tunnel IP	Date debut	Date Fin	Durée	Upload/Download	Download	Upload	Tunnel Type
1	USER1	group_ssl_vp n	82.66.178.23 4	192.168.52. 1	2016-10-31 23:59:0 1	2016-10-31 23:59:0 1	00:00:0 2		8.19 MB	94.69 MB	ssl-tunnel
2	USER1	group_ssl_vp n	82.66.178.23 4	192.168.52. 1	2016-10-31 23:49:0 1	2016-10-31 23:49:0 1	00:00:0 2		8.16 MB	94.61 MB	ssl-tunnel
3	USER1	group_ssl_vp n	82.66.178.23 4	192.168.52. 1	2016-10-31 23:39:0 1	2016-10-31 23:39:0 1	00:00:0 2		8.13 MB	94.52 MB	ssl-tunnel
4	USER1	group_ssl_vp n	82.66.178.23 4	192.168.52. 1	2016-10-31 23:29:0 1	2016-10-31 23:29:0 1	00:00:0 1		7.80 MB	93.04 MB	ssl-tunnel
5		group_ssl_vp n	82.66.178.23 4	192.168.52. 1	2016-10-31 23:19:0 1	2016-10-31 23:19:0 1	00:00:0 1		7.01 MB	85.54 MB	ssl-tunnel
6		group_ssl_vp n	82.66.178.23 4	192.168.52. 1	2016-10-31 23:09:0 1	2016-10-31 23:09:0 1	00:00:0 1		6.64 MB	84.26 MB	ssl-tunnel
7		group_ssl_vp n	82.66.178.23 4	192.168.52. 1	2016-10-31 22:58:5 5	2016-10-31 22:58:5 5	00:00:0 1		6.52 MB	83.73 MB	ssl-tunnel
8		group_ssl_vp n	82.66.178.23 4	192.168.52. 1	2016-10-31 22:48:5 6	2016-10-31 22:48:5 6	00:00:0 1		5.38 MB	72.09 MB	ssl-tunnel
9		group_ssl_vp n	82.66.178.23 4	192.168.52. 1	2016-10-31 11:37:0 9	2016-10-31 11:37:0 9	00:00:0 1		5.51 MB	59.16 MB	ssl-tunnel
10		group_ssl_vp n	82.66.178.23 4	192.168.52. 1	2016-10-31 10:07:0 7	2016-10-31 11:40:1 7	00:00:0 1		5.51 MB	59.16 MB	ssl-tunnel
11		group_ssl_vp n	82.66.178.23 4	192.168.52. 1	2016-10-31 11:27:0 9	2016-10-31 11:27:0 9	00:00:0 1		5.51 MB	59.16 MB	ssl-tunnel
12		group_ssl_vp n	82.66.178.23 4	192.168.52. 1	2016-10-31 11:17:0 9	2016-10-31 11:17:0 9	00:00:0 1		5.51 MB	59.16 MB	ssl-tunnel
13		group_ssl_vp n	82.66.178.23 4	192.168.52. 1	2016-10-31 11:07:0 9	2016-10-31 11:07:0 9	00:00:0 1		4.79 MB	49.49 MB	ssl-tunnel
14		group_ssl_vp n	82.66.178.23 4	192.168.52. 1	2016-10-31 10:57:0 9	2016-10-31 10:57:0 9	00:00:0 0		3.89 MB	38.32 MB	ssl-tunnel
15		group_ssl_vp n	82.66.178.23 4	192.168.52. 1	2016-10-27 09:48:3 4	2016-10-27 12:12:4 2	00:00:0 2		3.86 MB	33.13 MB	ssl-tunnel
16		group_ssl_vp n	82.66.178.23 4	192.168.52. 1	2016-10-27 12:08:3 8	2016-10-27 12:08:3 8	00:00:0 2		3.86 MB	33.13 MB	ssl-tunnel

Services Network Security

#	Utilisateur	Groupe	IP Distant	Tunnel IP	Date debut	Date Fin	Durée	Upload/Download	Download	Upload	Tunnel Type
17		group_ssl_vp n	82.66.178.23 4	192.168.52. 1	2016-10-27 11:58:3 7	2016-10-27 11:58:3 7	00:00:0 2		3.85 MB	33.13 MB	ssl-tunnel
18		group_ssl_vp n	82.66.178.23 4	192.168.52. 1	2016-10-27 11:48:3 7	2016-10-27 11:48:3 7	00:00:0 2		3.85 MB	33.12 MB	ssl-tunnel
19		group_ssl_vp n	82.66.178.23 4	192.168.52. 1	2016-10-27 11:38:3 7	2016-10-27 11:38:3 7	00:00:0 1		3.76 MB	32.49 MB	ssl-tunnel
20		group_ssl_vp n	82.66.178.23 4	192.168.52. 1	2016-10-27 11:28:3 6	2016-10-27 11:28:3 6	00:00:0 1		3.73 MB	32.40 MB	ssl-tunnel